

COCON
CONCEPT.



CONTENTS

8 Table Base

Aluminium 8

Leaves
Pebbles
Krista
Cross
Rons
Malibu
Tiara
Sulalu
Conrad
Gipsy
Palma

Stainless Steel 32

Sharon
Soren
Harry
Tulip
Stiletto
Petra
Copa X
Porto

Cast Iron 56

Cappuccino
Margherita
Copa X
Sulaco
Cola
Rocky
Merlotti
Dome & Niles
Kahlua
Tequilla
Harvey
York
Blackburn

Mild Steel 84

Tulip
Sharon
Plus
Copa X
Blaze
Bacardi
Trinity
Nicky
Nico
Carlyle
Canal

108 Table Top

Duratop
Quartz
HPL
Plywood
Beech Veneer
Isotop
Inox 2
Solid Marble
Solid Teak
Artwood
MDF

Aluminium

Ploma
Gipsy
Conrad
Sulalu
Tiara
Malibu
Cross
Krista
Pebbles
Leaves

Aluminium

Leaves
Pebbles
Krista
Cross
Rons
Malibu
Tiara
Sulalu
Conrad
Gipsy
Palma

Leaves & Pebbles

Design: **Attribute Design**

Designed by Mark Lafferty of Attribute Design, this charming Leaves and Pebbles collection of table bases will appeal to those who appreciate furniture that has a touch of the unique. Made of 100% polished anodised aluminium with a clear coat of lacquer, the decorative table bases are particularly sturdy and suited for outdoor use. Both designs feature coloured inner surfaces and edging. The post and base can also be coloured as an option. Bar height table bases are available too.

 An Intelligent Solutions product.

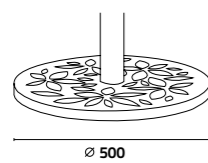
Leaves

W500 x D500 x H720

Packing : 2 pcs/3 cartons
M3 : 0.032

Maximum table top sizes:

- 900
- 1050



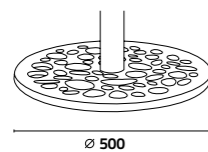
Pebbles

W500 x D500 x H720

Packing : 2 pcs/3 cartons
M3 : 0.032

Maximum table top sizes:

- 900
- 1050



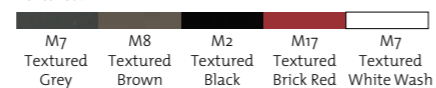
Frame colour:

Standard Metal Color:

Standard Color:



Textured:



Leaves

Pebbles



Krista

 An Intelligent Solutions product.

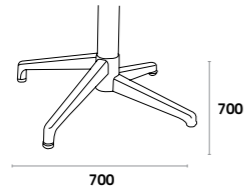
Krista

W700 x D700 x H710

Packing : 1 pc / carton
M3 : 0.050

Maximum table top sizes:

 900



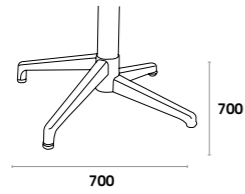
Krista bartable

W700 x D700 x H1035

Packing : 1 set / 2 carton
M3 : 0.056

Maximum table top sizes:

 800



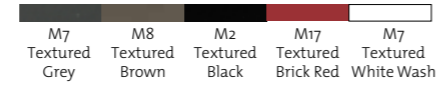
Frame colour:

Standard Metal Color:

Standard Color:



Textured:



Krista

Krista bartable



Cross

Nifty, practical and attractive, the Cross table leg is indispensable in space-challenged areas. A tilting mechanism deftly folds down the table top and locks it securely in place before the entire table is stacked horizontally against another. This ability to neatly slot tables together makes the Cross leg the definitive space-saving solution. It works just as well with small table tops as with larger ones. A bar height Cross leg is also available.

 An Intelligent Solutions product.

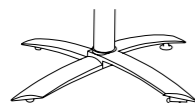
Cross small

W760 x D540 x H720

Packing : 1 pc / 2 cartons
M3 : 0.020

Maximum table top sizes:

- 900
- 1050



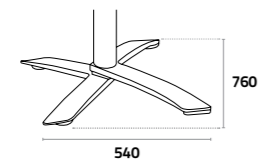
Cross large (slottable) with tilting

W760 x D540 x H720

Packing : 1 set / 3 carton
M3 : 0.050

Maximum table top sizes:

- 900
- 1050



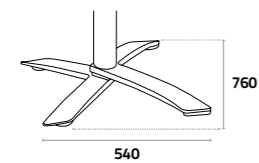
Cross large bartable (slottable) with tilting

W760 x D540 x H1050

Packing : 1 set / 3 carton
M3 : 0.050

Maximum table top sizes:

- 900
- 1050

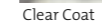


Frame colour:






Standard Metal Color:

Standard Color:

 Clear Coat



Textured:

 M7	 M8	 M2	 M17	 M7
Textured Grey	Textured Brown	Textured Black	Textured Brick Red	Textured White Wash



Cross small



Cross large



Rons

 An Intelligent Solutions product.

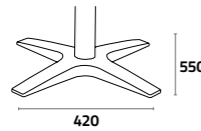
Rons

W420 x D550 x H1050

Packing : 2 pcs / carton
M3 : 0.046

Maximum table top sizes:

 600








Frame colour:

Standard Metal Color:

Standard Color:

 Clear Coat

Textured:

				
M7 Textured Grey	M8 Textured Brown	M2 Textured Black	M17 Textured Brick Red	M7 Textured White Wash



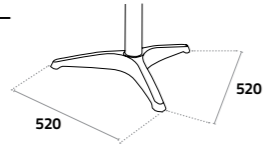
Malibu

Malibu-3

W520 x D520 x H720

Packing : 8 pcs / carton
M3 : 0.204

Maximum table top sizes:
☐ 600

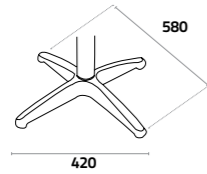


Malibu-4 medium

W580 x D420 x H720

Packing : 8 pcs / carton
M3 : 0.135

Maximum table top sizes:
☐ 800

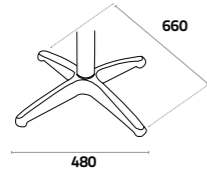


Malibu-4 large

W660 x D480 x H720

Packing : 8 pcs / carton
M3 : 0.154

Maximum table top sizes:
☐ 900
○ 1050

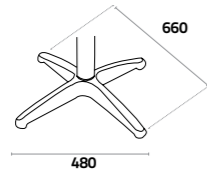


Malibu-4 bartable

W660 x D480 x H1080

Packing : 8 pcs / 9 cartons
M3 : 0.193

Maximum table top sizes:
☐ 700



Malibu-H1, H2, H3

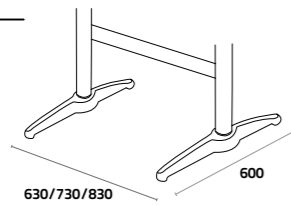
W630 x D600 x H720

W730 x D600 x H720

W830 x D600 x H720

Packing : 1 set / carton
M3 : 0.043 / 0.050 / 0.056

Maximum table top sizes:
☐ 700 x 1200



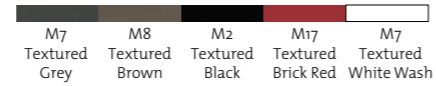
Frame colour:

Standard Metal Color:

Standard Color:



Textured:



Malibu-3



Malibu-4 medium
*available in Malibu-4 large



Malibu-4 bartable



Malibu-H



Tiara

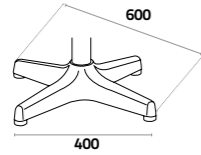
Tiara-4

W600 x D400 x H720

Packing : 8 pcs / carton
M3 : 0.124

Maximum table top sizes:

800



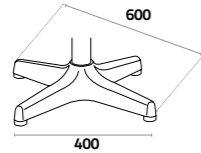
Tiara bartable

W600 x D400 x H1080

Packing : 1 pc / 2 cartons
M3 : 0.164

Maximum table top sizes:

800



Tiara-H1, H2, H3

W630 x D600 x H720

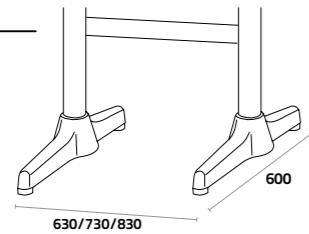
W730 x D600 x H720

W830 x D600 x H720

Packing : 2 pcs / carton
M3 : 0.059 / 0.068 / 0.077

Maximum table top sizes:

700 x 1200



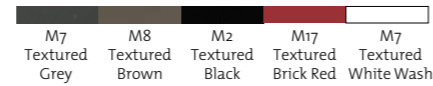
Frame colour:

Standard Metal Color:

Standard Color:

Clear Coat

Textured:



Tiara-4



Tiara-4 bartable



Tiara-H



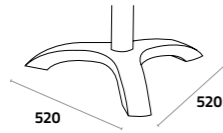
Sulalu

Sulalu-3

W520 x D520 x H720

Packing : 1 pc / carton
M3 : 0.032

Maximum table top sizes:
⊗ 600

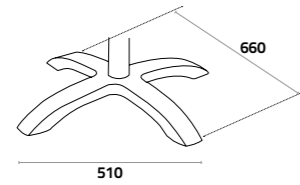


Sulalu-4

W660 x D510 x H720

Packing : 1 pc / carton
M3 : 0.004

Maximum table top sizes:
⊗ 800

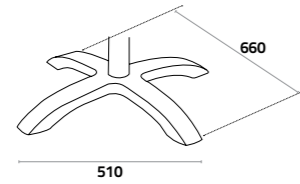


Sulalu-4 bar

W660 x D510 x H1080

Packing : 1 pc / 2 cartons
M3 : 0.045

Maximum table top sizes:
⊗ 800



Sulalu-H1, H2, H3

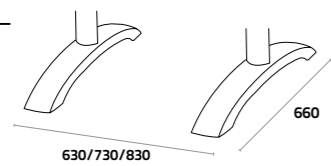
W630 x D600 x H720

W730 x D600 x H720

W830 x D600 x H720

Packing : 2 pcs / carton
M3 : 0.061 / 0.071 / 0.080

Maximum table top sizes:
□ 700 x 1200



Sulalu - 3

Sulalu - 4

Sulalu- 4 bar

Sulalu - H

Frame colour:

Standard Metal Color:

Standard Color:

Clear Coat

Textured:

M7	M8	M2	M17	M7
Textured	Textured	Textured	Textured	Textured
Grey	Brown	Black	Brick Red	White Wash



Sulalu Teak

Aluminium convivially partners with wood in the elegant Sulalu collection. The teak inlay adds class and contrast to the sleek aluminium legs of this heavy duty base that also offers a choice of an H-leg, and 3-prong or 4-prong bases, with or without stoppers. If preferred, the legs can be just all-aluminium, without the teak inlay. Bar height table base with stopper is also available.

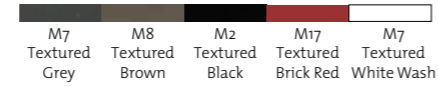
Frame colour:

Standard Metal Color:

Standard Color:



Textured:

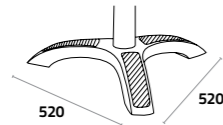


Sulalu teak inlay-3

W520 x D520 x H720

Packing : 1 pc / carton
M3 : 0.032

Maximum table top sizes:
☞ 600

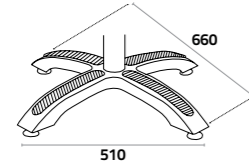


Sulalu teak inlay-4

W660 x D510 x H720

Packing : 1 pc / carton
M3 : 0.040

Maximum table top sizes:
☞ 800

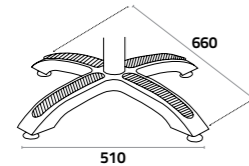


Sulalu teak inlay-4 bar

W660 x D510 x H1080

Packing : 1 pc / 2 cartons
M3 : 0.045

Maximum table top sizes:
☞ 800



Sulalu teak inlay-H1, H2, H3

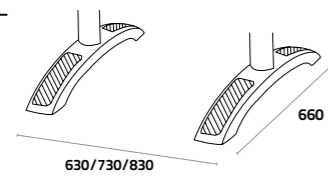
W630 x D600 x H720

W730 x D600 x H720

W830 x D600 x H720

Packing : 2 pcs / carton
M3 : 0.061 / 0.071 / 0.080

Maximum table top sizes:
☐ 700 x 1200



Sulalu teak inlay - 3



Sulalu teak inlay - 4



Sulalu teak inlay - 4 bar



Sulalu teak inlay - H



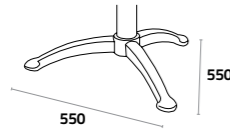
Conrad

Conrad-3

W550 x D550 x H720

Packing : 1 pc / carton
M3 : 0.055

Maximum table top sizes:
⊞ 600

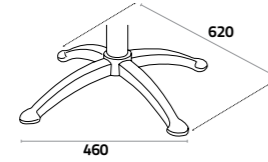


Conrad-4

W620 x D460 x H720

Packing : 1 pc / carton
M3 : 0.054

Maximum table top sizes:
⊞ 800

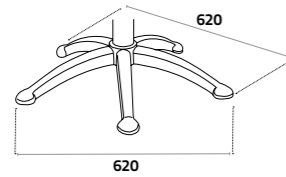


Conrad-5

W620 x D620 x H720

Packing : 10 pcs / 3 cartons
M3 : 0.055

Maximum table top sizes:
⊞ 800



Frame colour:

Standard Metal Color:

Standard Color:

Clear Coat

Textured:

M7	M8	M2	M17	M7
Textured	Textured	Textured	Textured	Textured
Grey	Brown	Black	Brick Red	White Wash



Conrad-3



Conrad-4



Conrad-5

Gipsy

The Gipsy table base consists of twin slim aluminium rods carefully shaped and polished to a shine. The simple design of this base makes it easily adaptable to table tops of various configurations, whether round, square or rectangular. Lightweight and practical, Gipsy bases offer the further convenience of being stackable.

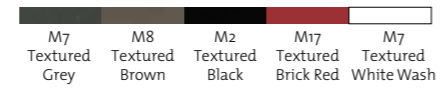
Frame colour:

Standard Metal Color:

Standard Color:



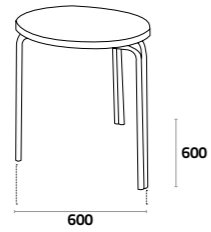
Textured:



Gipsy-3 twin with inox 1 top (stackable)

W600 x D600 x H700
W700 x D700 x H700
W800 x D800 x H700

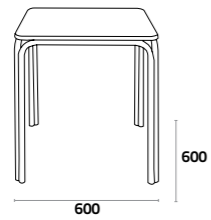
Packing : 4 pcs/carton
M3 : 0.100 / 0.120 / 0.130



Gipsy-4 twin with inox 1 top (stackable)

W600 x D600 x H700
W700 x D600 x H700
W800 x D800 x H700

Packing : 4 sets/carton
M3 : 0.120 / 0.130 / 0.150



Gipsy - 3 twin with inox-1 top



Gipsy - 4 twin with inox-1 top



30

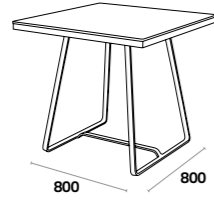
Aluminium

Palma

Palma

W800 x D800 x H750

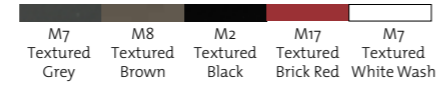
Packing : 1 pc/stack
M3 : 0.520



Frame colour:

Standard Metal Color:

Textured:



Stainless Steel

Sharon
Soren
Harry
Tulip
Stiletto
Petra
Copa X
Porto

Stainless Steel

Sharon
Soren
Harry
Tulip
Stiletto
Petra
Copa X
Porto

Sharon Round

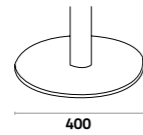
The sheer variety of options offered by this collection is a big part of the reason that Sharon table bases have remained popular through the years. Wade in among chic single or twin shaft posts, with or without tri-foot ring or raised foot ring, round or square posts, table height or bar height, round, square or rectangular base, stainless steel or wooden legs, and three size options! Adding to that milieu of choices is a new exciting range of powder-coat colours for stainless steel posts and bases. The stainless steel core leg can also be securely fastened to the floor.

Sharon stainless steel round small-400

W400 x D400 x H720

Packing : 1 pc/carton
M3 : 0.048

Maximum table top sizes:
⊗ 700

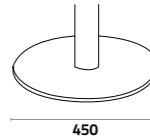


Sharon stainless steel round small-450

W450 x D450 x H720

Packing : 1 pc/carton
M3 : 0.048

Maximum table top sizes:
⊗ 800

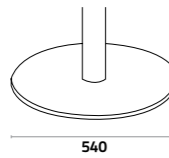


Sharon stainless steel round medium-540

W540 x D540 x H720

Packing : 1 pc/carton
M3 : 0.067

Maximum table top sizes:
□ 900
○ 1050

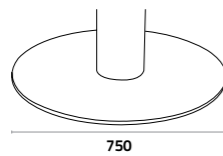


Sharon stainless steel round large-750

W750 x D750 x H750

Packing : 2 pcs/4 cartons
M3 : 0.133

Maximum table top sizes:
⊗ 1200
○ 1300



Sharon Stainless Steel small-450
(Also available in small-400 or medium-540 size)

Sharon Stainless Steel large-750



Sharon Bar

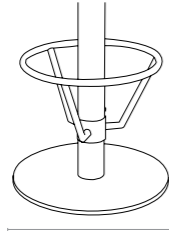
Sharon stainless steel bar with raised foot ring for 76mm post

W540 x D540 x H1080

Foot ring: Ø400 x H250
Packing : 1 set/3 cartons
M3 : 0.076

Maximum table top sizes:

☞ 800



540

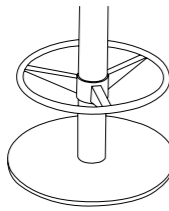
Sharon stainless steel bar with tri foot ring for 76mm post

W540 x D540 x H1080

Foot ring: Ø400 x H250
Packing : 1 set/3 cartons
M3 : 0.057

Maximum table top sizes:

☞ 800



540

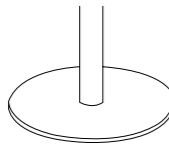
Sharon stainless steel bar

W540 x D540 x H1080

Packing : 1 pc/2 cartons
M3 : 0.041

Maximum table top sizes:

☞ 800



540



Sharon stainless steel bar with raised foot ring



Sharon stainless steel bar with tri-foot ring



Sharon Stainless Steel Bar

Sharon Square

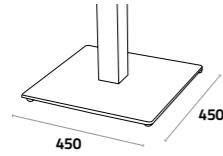
Sharon square stainless steel small-450 with square post

W450 x D450 x H720

Packing : 1 pc/carton
M3 : 0.048

Maximum table top sizes:

- 700
- 800



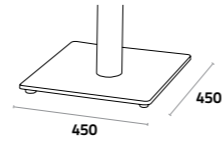
Sharon square stainless steel small-450 with round post

W450 x D450 x H720

Packing : 1 pc/carton
M3 : 0.048

Maximum table top sizes:

- 700
- 800



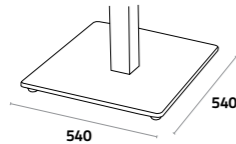
Sharon square stainless steel medium-540 with square post

W540 x D540 x H720

Packing : 1 pc/carton
M3 : 0.067

Maximum table top sizes:

- 900
- 1050



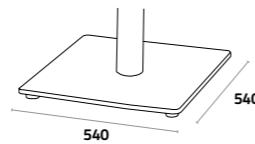
Sharon square stainless steel medium-540 with round post

W540 x D540 x H720

Packing : 1 pc/carton
M3 : 0.067

Maximum table top sizes:

- 700
- 1050



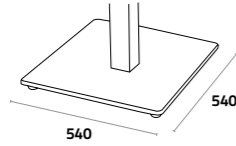
Sharon square stainless steel bar with square post

W540 x D540 x H1080

Packing : 1 set/2 cartons
M3 : 0.041

Maximum table top sizes:

- 700



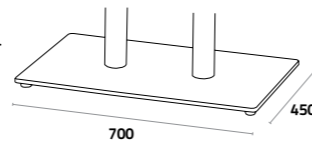
Sharon rectangular stainless steel with round post

W700 x D450 x H720

Packing : 1 pc/ctn
M3 : 0.043

Maximum table top sizes:

- 1200 x 700



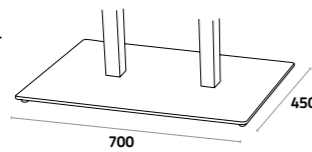
Sharon rectangular stainless steel with square post

W700 x D450 x H720

Packing : 1 set/3 cartons
M3 : 0.043

Maximum table top sizes:

- 1200 x 700



Sharon square small-450 with square post
(Also available in medium-540 size)



Sharon square bar with square post



Sharon rectangular with square post



Sharon square small-450 with round post
(Also available in, medium-540 size)



Sharon rectangular with round post

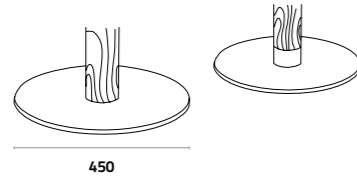


Sharon Wooden Post

Sharon stainless steel round small-450 with wooden post

W450 x D450 x H720
Packing : 1 pc / carton
M3 : 0.048

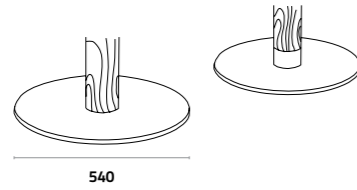
Maximum table top sizes:
☒ 800



Sharon stainless steel round medium-540 with wooden post

W540 x D540 x H720
Packing : 1 pc / carton
M3 : 0.067

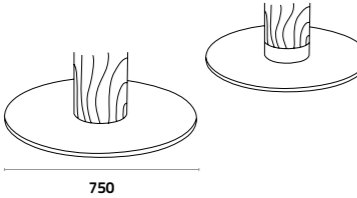
Maximum table top sizes:
☒ 900
○ 1050



Sharon stainless steel round large-750 with wooden post

W750 x D750 x H720
Packing : 1 pc / 2 cartons
M3 : 0.074

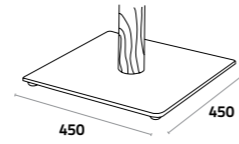
Maximum table top sizes:
☒ 1200



Sharon stainless steel square small-450 with wooden post

W450 x D450 x H720
Packing : 1 pc / carton
M3 : 0.048

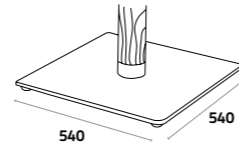
Maximum table top sizes:
☒ 700
○ 800



Sharon stainless steel square medium-540 with wooden post

W540 x D540 x H720
Packing : 1 pc / carton
M3 : 0.067

Maximum table top sizes:
☒ 900
○ 1050



Sharon stainless steel round with wooden post small-450
(Also available in medium-540 size)



Sharon square stainless steel with wooden post small-450
(Also available in medium-540 size)



Sharon stainless steel round with wooden post large-750



*Available with and without
Stainless Steel ring on wooden post.



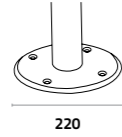
Sharon Core & Soren

Sharon solid stainless steel core leg

W220 x D220 x H720

Packing : 1 pc/carton
M3 : 0.035

Maximum table top sizes:
⊗ 800



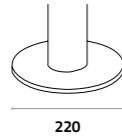
220

Sharon stainless steel core leg with cover

W220 x D220 x H720

Packing : 1 pc/carton
M3 : 0.035

Maximum table top sizes:
⊗ 800



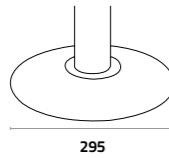
220

Soren stainless steel

W295 x D295 x H720

Packing : 10 sets/11 cartons
M3 : 0.198

Maximum table top sizes:
⊗ 800



295



Sharon stainless steel solid core leg



Sharon stainless steel core leg with cover



Soren stainless steel



Harry

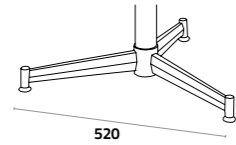
Harry-3

W520 x D455 x H720

Packing : 2 pcs / 3 cartons
M3 : 0.070

Maximum table top sizes:

- ⊕ 700
- 800



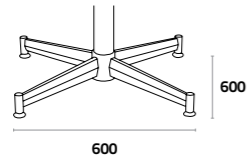
Harry-4

W600 x D600 x H720

Packing : 2 pcs / 3 cartons
M3 : 0.053

Maximum table top sizes:

- ⊕ 700
- 800



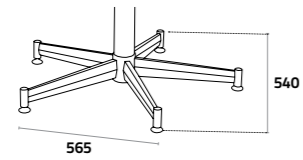
Harry-5

W565 x D540 x H720

Packing : 2 pcs / 3 cartons
M3 : 0.070

Maximum table top sizes:

- ⊕ 700
- 800



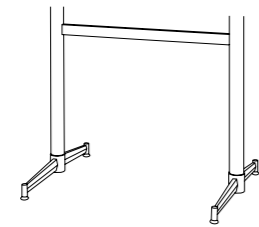
Harry-H

W600 x D1000 x H720

Packing : 1 pc / 2 cartons
M3 : 0.060

Maximum table top sizes:

- 700 x 1200



Harry-3



Harry-4



Harry-5



Harry-H



Tulip

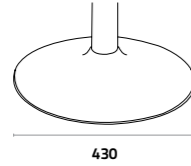
Tulip stainless steel-430

W430 x D430 x H720

Packing : 10 sets / 14 cartons
M3 : 0.154

Maximum table top sizes:

- 700
- 800



430

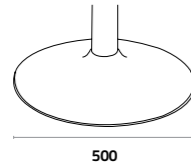
Tulip stainless steel-500

W500 x D500 x H720

Packing : 10 sets / 14 cartons
M3 : 0.175

Maximum table top sizes:

- 900
- 1050



500

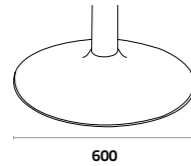
Tulip stainless steel-600

W600 x D600 x H720

Packing : 10 sets / 14 cartons
M3 : 0.255

Maximum table top sizes:

- 1200



600



Tulip-500
(Also available in 430 & 600 size)



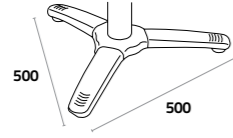
Stiletto

Stiletto-3

W500 x D500 x H720

Packing : 1 pc / carton
M3 : 0.034

Maximum table top sizes:
☐ 600

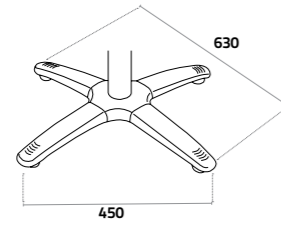


Stiletto-4

W630 x D450 x H720

Packing : 1 pc / carton
M3 : 0.035

Maximum table top sizes:
☐ 900

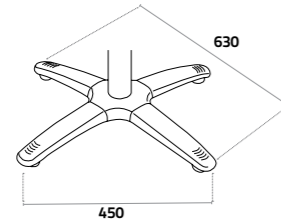


Stiletto-4 bartable

W630 x D450 x H1080

Packing : 1 pc / 2 cartons
M3 : 0.027

Maximum table top sizes:
☐ 800



Stiletto-H1, H2, H3

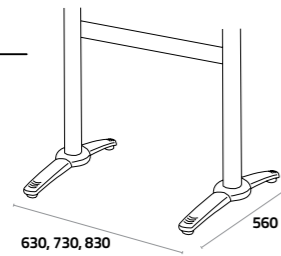
W630 x D560 x H720

W730 x D560 x H720

W830 x D560 x H720

Packing : 10 pcs / 11 cartons
M3 : 0.049 / 0.056 / 0.063

Maximum table top sizes:
☐ 1200 x 700



Stiletto-3



Stiletto-3



Stiletto-H



Petra

Correcting the height of a table to counter an uneven floor is usually a troublesome affair of easing the table's weight with one hand in order to rotate the often dirty knobs at the bottom of the stoppers with the other hand. With the Petra table leg, there is no more need to carry out balancing acts. All adjustments are quickly and cleanly done with a few turns of the knob on top of the stopper. Easy!

 An Intelligent Solutions product.

Petra-4

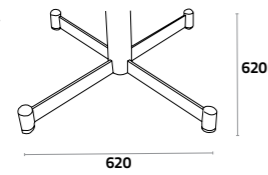
W620 x D620 x H720

Packing : 1 pc/ carton

M3 : 0.156

Maximum table top sizes:

 800




Petra-H

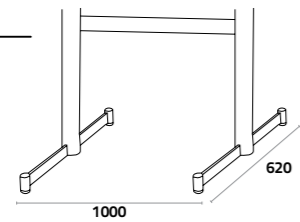
W1000 x D620 x H720

Packing : 1 pc/ carton

M3 : 0.470

Maximum table top sizes:

 700 x 1200



Petra-4

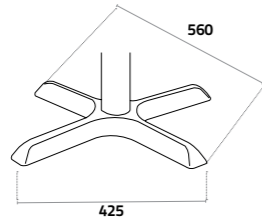
Petra-H



Copa X

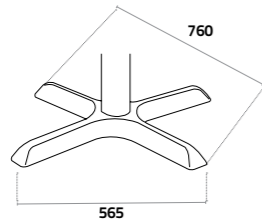
Copa-X small

W560 x D425 x H720
 Packing : 2 pcs/3 cartons
 M3 : 0.036
 Maximum table top sizes:
 ☐ 700



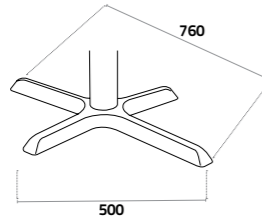
Copa-X medium

W760 x D565 x H720
 Packing : 2 pcs/3 cartons
 M3 : 0.049
 Maximum table top sizes:
 ☐ 900



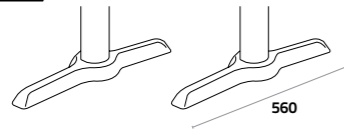
Copa-X rectangular

W760 x D500 x H720
 Packing : 2 pcs/3 cartons
 M3 : 0.049
 Maximum table top sizes:
 ☐ 700 x 1200



Copa-H

D560 x H720
 Packing : 1 pc/ 3 cartons
 M3 : 0.026
 Maximum table top sizes:
 ☐ 800 x 1200



Copa-X small
 (Also available in medium size)



Copa-X rectangular



Copa-H



Porto

Porto dining table

W900 x D900 x H750

Packing : 15 pcs / 16 stacks
M3 : 3.935

W1500 x D900 x H750

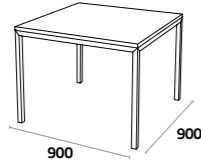
Packing : 15 pcs / 16 stacks
M3 : 6.831

W1200 x D1200 x H750

Packing : 15 pcs / 16 stacks
M3 : 6.900

W1500 x D1500 x H750

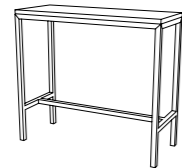
Packing : 15 pcs / 16 stacks
M3 : 10.610



Porto dry bartable

W1200 x D500 x H1050

Packing : 1 pc / 2 stacks
M3 : 0.791



Porto dining table



Porto dry bartable



Cast Iron

Blackburn
York
Harvey
Tequila
Kahlua
Dome & Niles
Merlotti
Rocky
Cola
Sulaco
Copa X
Margherita
Cappuccino

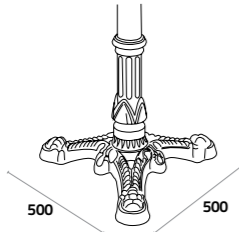
Cast Iron

Blackburn
York
Harvey
Tequila
Kahlua
Dome & Niles
Merlotti
Rocky
Cola
Sulaco
Copa X
Margherita
Cappuccino

Cappuccino

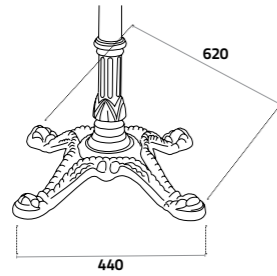
Cappuccino-3

W500 x D500 x H720
 Packing : 2 pcs/3 cartons
 M3 : 0.064
 Maximum table top sizes:
 ☞ 700



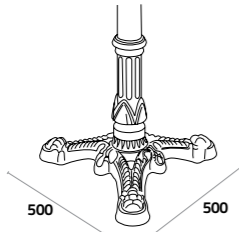
Cappuccino-4

W620 x D440 x H700
 Packing : 2 pcs/3 cartons
 M3 : 0.056
 Maximum table top sizes:
 ☞ 900



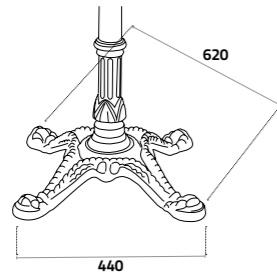
Cappuccino-3 bartable

W500 x H1080
 Packing : 5 pcs/12 cartons
 M3 : 0.068
 Maximum table top sizes:
 ☞ 600



Cappuccino-4 bartable

W620 x D440 x H1080
 Packing : 5 pcs/12 cartons
 M3 : 0.060
 Maximum table top sizes:
 ☞ 700



Frame colour:

Standard Metal Color:

Indoor:

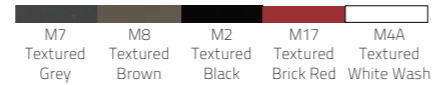
Matt:
 M3
 Matt Black

Outdoor:

Glossy:




Textured:



Fashion Metal Colour:

Glossy:



Cappuccino-3

Cappuccino-4

Cappuccino-3 bartable
 (* Also available Cappuccino-4 bartable)



Margherita

Margherita-3

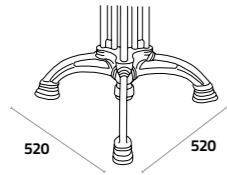
W520 x D520 x H720

Packing : 1 pc / carton

M3 : 0.024

Maximum table top sizes:

☞ 700



Margherita-4

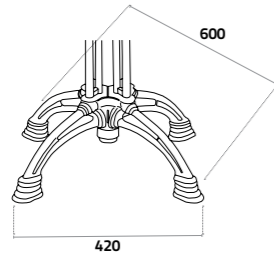
W600 x D420 x H720

Packing : 1 pc / carton

M3 : 0.031

Maximum table top sizes:

☞ 900



Margherita-large

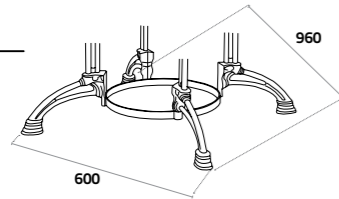
W960 x D600 x H720

Packing : 1 pc / carton

M3 : 0.042

Maximum table top sizes:

☞ 1200



Margherita-H

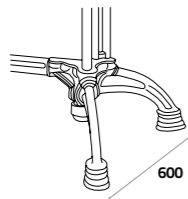
W840 x D600 x H720

Packing : 1 pcs / carton

M3 : 0.036

Maximum table top sizes:

☞ 1200



Margherita-3



Margherita-4



Margherita-large



Margherita-H

Frame colour:

Standard Metal Color:

Indoor:

Matt:

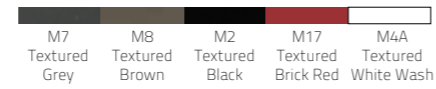


Outdoor:

Glossy:

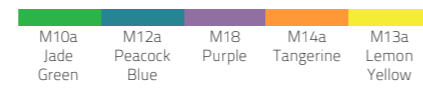


Textured:



Fashion Metal Colour:

Glossy:



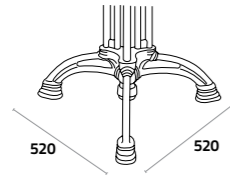
Margherita Bar

Margherita-3 bartable

W520 x D520 x H1080

Packing : 1 pc / carton
M3 : 0.037

Maximum table top sizes:
700

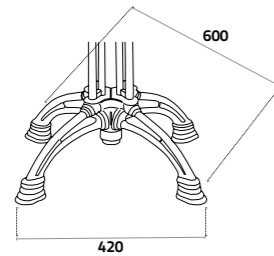


Margherita-4 bartable

W600 x D420 x H1080

Packing : 1 pc / carton
M3 : 0.045

Maximum table top sizes:
700



Frame colour:

Standard Metal Color:

Indoor:

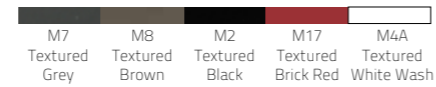
Matt:
M3
Matt Black

Outdoor:

Glossy:

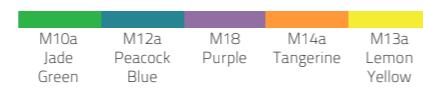


Textured:



Fashion Metal Colour:

Glossy:



Margherita-3 bartable



Margherita-4 bartable



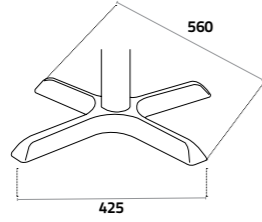
Copa-X

Copa-X cast iron small

W560 x D425 x H720

Packing : 2 pcs/3 cartons
M3 : 0.036

Maximum table top sizes:
☞ 700

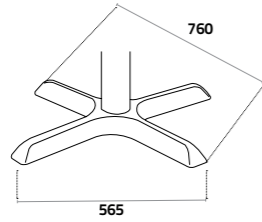


Copa-X cast iron medium

W760 x D565 x H720

Packing : 2 pcs/3 cartons
M3 : 0.049

Maximum table top sizes:
☞ 900

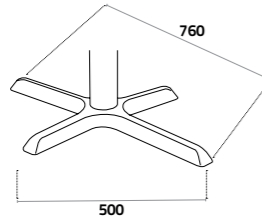


Copa-X cast iron rectangular

W760 x D500 x H720

Packing : 2 pcs/3 cartons
M3 : 0.049

Maximum table top sizes:
☐ 700 x 1200

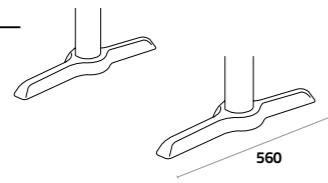


Copa-H cast iron (set of 2)

D560 x H720

Packing : 1 pc/3 cartons
M3 : 0.026

Maximum table top sizes:
☐ 800 x 1200



Frame colour:

Standard Metal Color:

Indoor:

Matt:

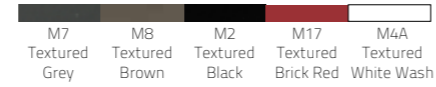


Outdoor:

Glossy:

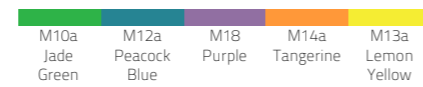


Textured:



Fashion Metal Colour:

Glossy:




Copa-X Medium
(Also available in small size)



Copa-X Rectangular



Copa-H



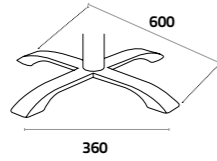
Sulaco

Sulaco small

W600 x D360 x H720

Packing : 2 pcs/3 cartons
M3 : 0.050

Maximum table top sizes:
700

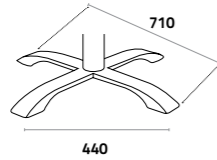


Sulaco medium

W710 x D440 x H720

Packing : 2 pcs/3 cartons
M3 : 0.059

Maximum table top sizes:
900

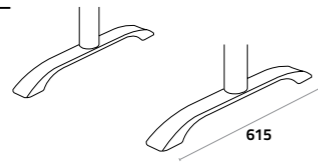


Sulaco-H (set of 2)

D615 x H720

Packing : 1 pc/3 cartons
M3 : 0.030

Maximum table top sizes:
750 x 1200



Frame colour:

Standard Metal Color:

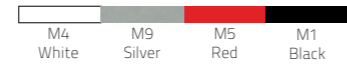
Indoor:

Matt:

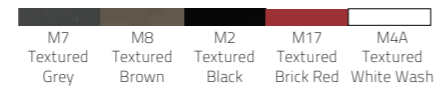


Outdoor:

Glossy:

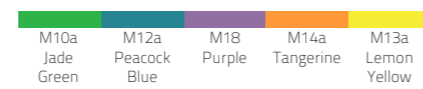


Textured:



Fashion Metal Colour:

Glossy:



Sulaco-550
(Also available in Sulaco-450 size)



* Sulaco with wooden post



Sulaco-H



Cola

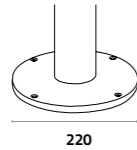
The Cola base is versatility itself. This sturdy cast iron table base with the flower petal design is almost completely customisable to requirements. Not only can the base, post or petals be sprayed to a preferred colour, the number of petals can also be changed. Opt for five, four, three, or even just two petals. The core leg can be securely fastened to the floor if desired.

Cola-1

W220 x D220 x H720

Packing : 2 pcs/3 cartons
M3 : 0.022

Maximum table top sizes:
☞ 700



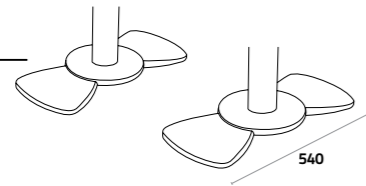
220

Cola-2 (set of 2)

W540 x H720

Packing : 2 pcs/4 cartons
M3 : 0.040

Maximum table top sizes:
☐ 1200 x 800



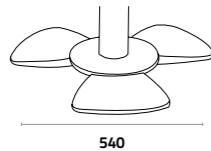
540

Cola-3

W540 x D540 x H720

Packing : 2 pcs/4 cartons
M3 : 0.034

Maximum table top sizes:
☞ 700



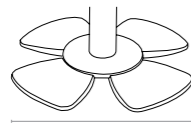
540

Cola-4

W540 x D540 x H720

Packing : 2 pcs/5 cartons
M3 : 0.040

Maximum table top sizes:
☞ 900



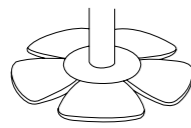
540

Cola-5

W540 x D540 x H720

Packing : 2 pcs/5 cartons
M3 : 0.044

Maximum table top sizes:
☞ 1100



540



Cola-1



Cola-2



Cola-3



Cola-4



Cola-4

Frame colour:

Standard Metal Color:

Indoor:

Matt:



M3
Matt Black

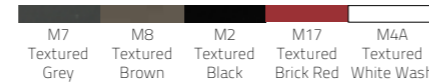
Outdoor:

Glossy:



M4 White M9 Silver M5 Red M1 Black

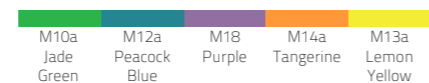
Textured:



M7 Textured Grey M8 Textured Brown M2 Textured Black M17 Textured Brick Red M4A Textured White Wash

Fashion Metal Colour:

Glossy:



M10a Jade Green M12a Peacock Blue M18 Purple M14a Tangerine M13a Lemon Yellow



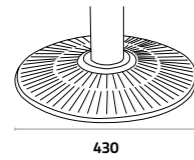
Rocky

Rocky-430

W430 x D430 x H720

Packing : 2 pcs/3 cartons
M3 : 0.036

Maximum table top sizes:
☞ 700



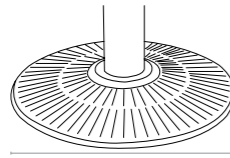
430

Rocky-550

W550 x D550 x H720

Packing : 2 pcs/3 cartons
M3 : 0.047

Maximum table top sizes:
☞ 900



550

Frame colour:

Standard Metal Color:

Indoor:

Matt:



M3
Matt Black

Outdoor:

Glossy:



M4 White M9 Silver M5 Red M1 Black

Textured:



M7 Textured Grey M8 Textured Brown M2 Textured Black M17 Textured Brick Red M4A Textured White Wash

Fashion Metal Colour:

Glossy:



M10a Jade Green M12a Peacock Blue M18 Purple M14a Tangerine M13a Lemon Yellow



Rocky-430
(Also available in Rocky-550 size)



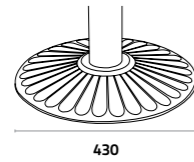
Merlotti

Merlotti-430

W430 x D430 x H720

Packing : 2 pcs/3 cartons
M3 : 0.036

Maximum table top sizes:
☞ 700



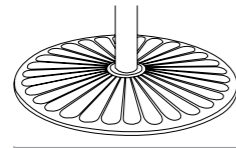
430

Merlotti-550

W550 x D550 x H720

Packing : 2 pcs/3 cartons
M3 : 0.047

Maximum table top sizes:
☞ 900



550

Frame colour:

Standard Metal Color:

Indoor:

Matt:

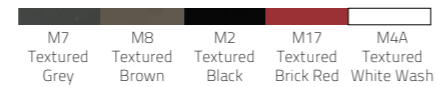


Outdoor:

Glossy:




Textured:



Fashion Metal Colour:

Glossy:



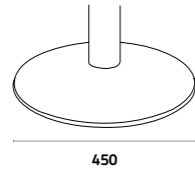
Merlotti-430
(Also available in Merlotti-550 size)



Dome & Niles

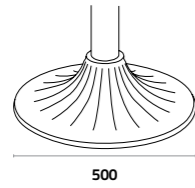
Dome

W450 x D450 x H720
 Packing : 2 sets/3 cartons
 M3 : 0.036
 Maximum table top sizes:
 ☞ 800
 ○ 900



Niles-500

W500 x D500 x H720
 Packing : 2 pcs/4 cartons
 M3 : 0.106
 Maximum table top sizes:
 ☞ 900



Frame colour:

Standard Metal Color:

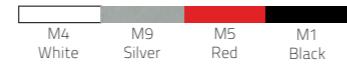
Indoor:

Matt:

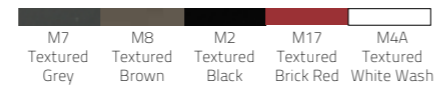
 M3
 Matt Black

Outdoor:

Glossy:

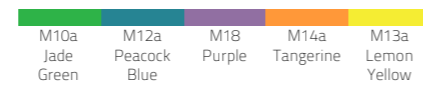


Textured:



Fashion Metal Colour:

Glossy:



Dome

Niles-500



Kahlua

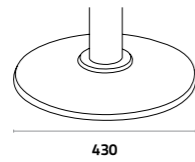
Kahlua-430

W430 x D430 x H720

Packing : 2 pcs/3 cartons
M3 : 0.036

Maximum table top sizes:

☞ 700



430

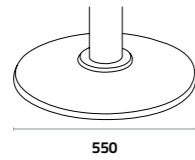
Kahlua-550

W550 x D550 x H720

Packing : 2 pcs/3 cartons
M3 : 0.047

Maximum table top sizes:

☞ 900



550

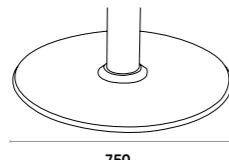
Kahlua-750

W750 x D750 x H720

Packing : 2 sets/4 cartons
M3 : 0.112

Maximum table top sizes:

☞ 1500



750

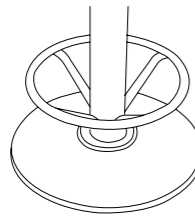
Kahlua with foot ring

W550 x D550 x H720

Packing : 2 sets/ 4 cartons
M3 : 0.040

Maximum table top sizes:

☞ 900



Kahlua-430
(Also available in Kahlua-550)



Kahlua-750



*Kahlua with foot ring

Frame colour:

Standard Metal Color:

Indoor:

Matt:

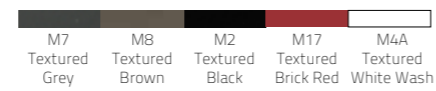


Outdoor:

Glossy:

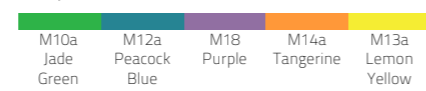


Textured:



Fashion Metal Colour:

Glossy:



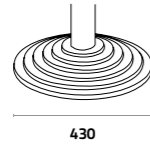
Tequilla

Tequilla round-430

W430 x D430 x H720

Packing : 2 pcs/3 cartons
M3 : 0.042

Maximum table top sizes:
☞ 700



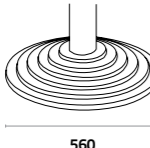
430

Tequilla round-560

W560 x D560 x H720

Packing : 2 pcs/3 cartons
M3 : 0.067

Maximum table top sizes:
☞ 900



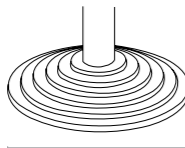
560

Tequilla round-600

W600 x D600 x H720

Packing : 2 sets/3 cartons
M3 : 0.092

Maximum table top sizes:
☞ 1000



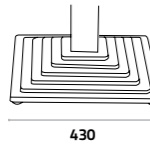
600

Tequilla square-430

W430 x D430 x H720

Packing : 2 pcs/3 cartons
M3 : 0.042

Maximum table top sizes:
☞ 700



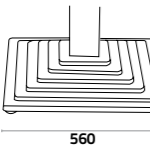
430

Tequilla square-560

W560 x D560 x H720

Packing : 2 pcs/3 cartons
M3 : 0.067

Maximum table top sizes:
☞ 900



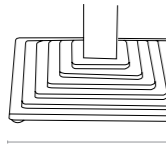
560

Tequilla square-600

W600 x D600 x H720

Packing : 2 sets/3 cartons
M3 : 0.092

Maximum table top sizes:
☞ 1000



600



Tequilla square-430
(Also available in tequilla-560,600)



Tequilla round-430
(Also available in tequilla-560,600)

Frame colour:

Standard Metal Color:

Indoor:

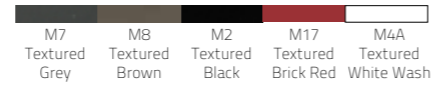
Matt:
M3
Matt Black

Outdoor:

Glossy:

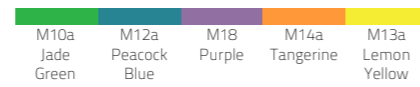


Textured:



Fashion Metal Colour:

Glossy:



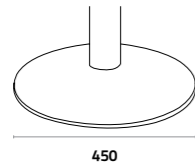
Harvey

Harvey round-450

W450 x D450 x H720

Packing : 2 pcs/3 ctns
M3 : 0.034

Maximum table top sizes:
☞ 700



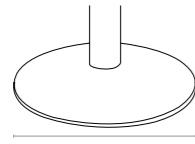
450

Harvey round-550

W550 x D550 x H720

Packing : 2 pcs/3 cartons
M3 : 0.040

Maximum table top sizes:
☞ 900



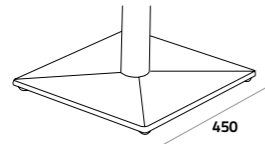
550

Harvey square-450

W450 x D450 x H720

Packing : 2 pcs/3 cartons
M3 : 0.034

Maximum table top sizes:
☞ 700



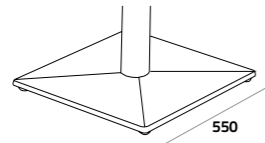
450

Harvey square-550

W550 x D550 x H720

Packing : 2 pcs/3 cartons
M3 : 0.040

Maximum table top sizes:
☞ 900



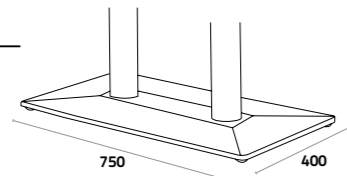
550

Harvey rectangular

W750 x D400 x H720

Packing : 1 pc/3 cartons
M3 : 0.037

Maximum table top sizes:
☐ 1500 x 900



750

400

Frame colour:

Standard Metal Color:

Indoor:

Matt:

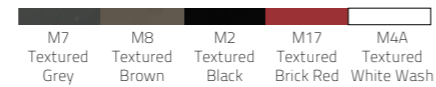


Outdoor:

Glossy:

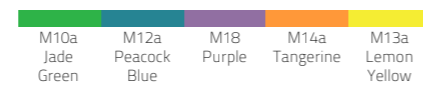


Textured:



Fashion Metal Colour:

Glossy:



Harvey round-450
(Also available in Harvey round-550)



Harvey square-450
(Also available in Harvey square-550)



Harvey rectangular

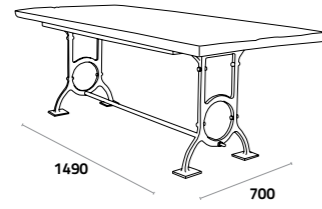


*Harvey square table base
with square post



York

York (without top)
W1490 x D700 x H710
Packing : 1 pc/stack
M3 : 0.703
Maximum table top sizes:
□ 900 x 2000



Frame colour:
Standard Metal Color:
Indoor:
Textured:
M2
Textured
Black

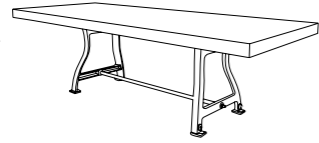


Blackburn

Blackburn rectangular table

W2100 x D900 x H750

Packing : 1 pc / 2 stacks
M3 : 1.250



Frame colour:

Standard Metal Color:

Matt:



M3
Matt Black



Blackburn rectangular table



Mild Steel

Tulip
Sharon
Plus
Copa-X
Blaze
Bacardi
Trinity
Nicky
Nico
Carlyle
Canal

Mild Steel

Tulip
Sharon
Plus
Copa-X
Blaze
Bacardi
Trinity
Nicky
Nico
Carlyle
Canal

Tulip

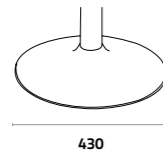
Tulip mild steel small-430

W430 x D430 x H720

Packing : 10 sets/4 cartons
M3 : 0.240

Maximum table top sizes:

- ⊕ 700
- 800



430

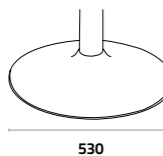
Tulip mild steel medium-530

W530 x D530 x H720

Packing : 10 sets/10 cartons
M3 : 0.360

Maximum table top sizes:

- ⊕ 900
- 1050



530

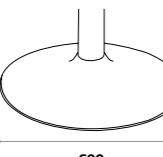
Tulip mild steel large-600

W600 x D600 x H720

Packing : 10 sets/10 cartons
M3 : 0.440

Maximum table top sizes:

- ⊕ 1050
- 1200



600

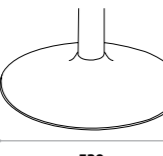
Tulip mild steel bartable

W530 x D530 x H1080

Packing : 10 sets/11 cartons
M3 : 0.390

Maximum table top sizes:

- ⊕ 700



530



Tulip mild steel small-430
(Also available in medium-530, large-630)

Tulip mild steel bartable

Frame colour:

Standard Metal Color:

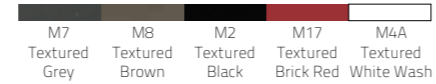
Matt:

M3
Matt Black

Glossy:


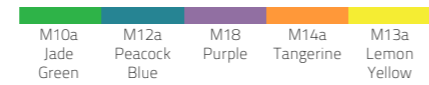


Textured:



Fashion Metal Colour:

Glossy:



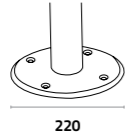
Sharon

Sharon core mild steel

W220 x D220 x H720

Packing : 1 set / carton
M3 : 0.035

Maximum table top sizes:
⊗ 700

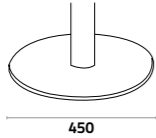


Sharon mild steel round small-450

W450 x D450 x H720

Packing : 1 pc / carton
M3 : 0.055

Maximum table top sizes:
⊗ 800

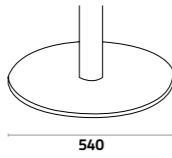


Sharon mild steel round medium-540

W540 x D540 x H720

Packing : 1 pc / carton
M3 : 0.070

Maximum table top sizes:
□ 900
○ 1050

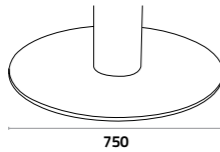


Sharon mild steel round large-750

W750 x D750 x H750

Packing : 2 pcs / 4 cartons
M3 : 0.122

Maximum table top sizes:
⊗ 1200
○ 1300



Frame colour:

Standard Metal Color:

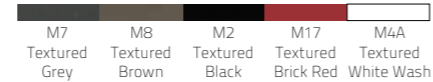
Matt:

M3
Matt Black

Glossy:

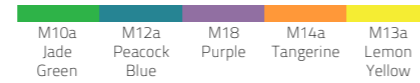


Textured:



Fashion Metal Colour:

Glossy:



Sharon mild steel core leg



Sharon mild steel small -450
(Also available in medium-540, large-750)

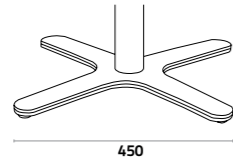


Plus

Plus

W450 x D450 x H720

Packing: 2 pcs/ 3 cartons
M3: 0,043



Frame colour:

Standard Metal Color:

Matt:

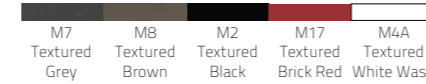


M3
Matt Black

Glossy:

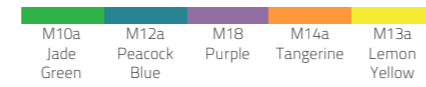


Textured:



Fashion Metal Colour:

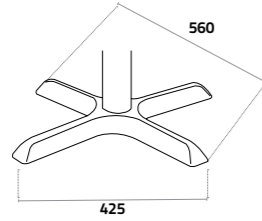
Glossy:



Copa-X

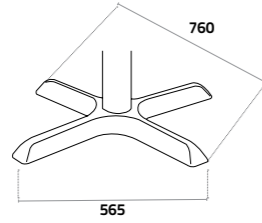
Copa-X mild steel small

W560 x D425 x H720
 Packing : 2 sets/3 cartons
 M3 : 0.036
 Maximum table top sizes:
 ☞ 700



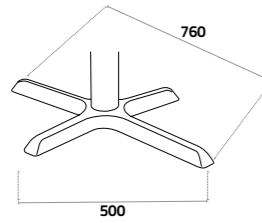
Copa-X mild steel medium

W760 x D565 x H720
 Packing : 2 sets/3 cartons
 M3 : 0.049
 Maximum table top sizes:
 ☞ 900



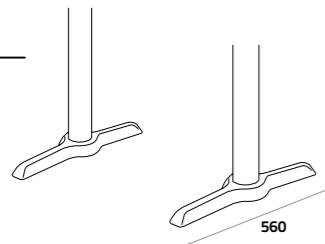
Copa-X mild steel rectangular

W760 x D500 x H720
 Packing : 2 sets/3 cartons
 M3 : 0.049
 Maximum table top sizes:
 ☐ 700 x 1200



Copa-H mild steel

D560 x H720
 Packing : 1 pc/ 3 cartons
 M3 : 0.026
 Maximum table top sizes:
 ☐ 800 x 1200



Frame colour:

Standard Metal Color:

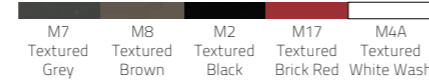
Matt:

M3
 Matt Black

Glossy:

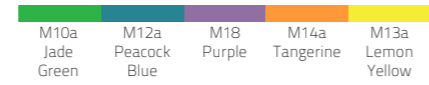


Textured:



Fashion Metal Colour:

Glossy:



Copa-X mild steel small
 (Also available in medium size)



Copa-X mild steel rectangular



Copa-H mild steel



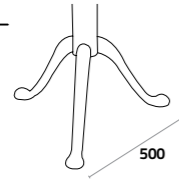
Blaze

Blaze-3

W500 x H720

Packing : 1 pc/carton
M3 : 0.021

Maximum table top sizes:
☞ 700

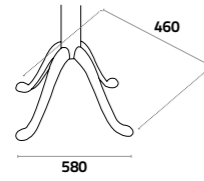


Blaze-4

W580 x D460 x H720

Packing : 1 pc/carton
M3 : 0.021

Maximum table top sizes:
☞ 900

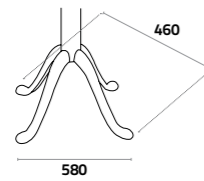


Blaze-4 bartable

W580 x D460 x H1080

Packing : 1 pc/carton
M3 : 0.037

Maximum table top sizes:
☞ 700



Blaze-H

W580 x H720

Packing : 1 pc/carton
M3 : 0.024

Maximum table top sizes:
☐ 600/700 x 1200



Frame colour:

Standard Metal Color:

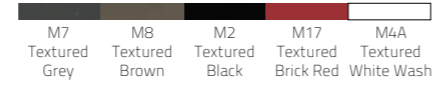
Matt:

M3
Matt Black

Glossy:




Textured:



Fashion Metal Colour:

Glossy:



Blaze-3




Blaze-4



Blaze-4 bartable



Blaze-H



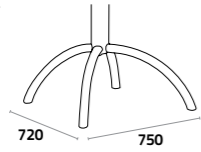
Bacardi & Trinity

Bacardi

W750 x D720 x H720

Packing : 1 pc/stack
M3 : 0.177

Maximum table top sizes:
⊗ 900

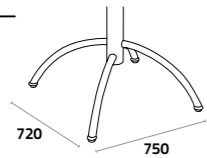


Bacardi slottable

W750 x D720 x H720

Packing : 1 pc/stack
M3 : 0.177

Maximum table top sizes:
⊗ 800

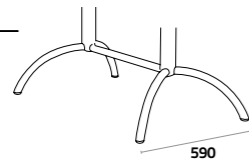


Bacardi-H

W920 x D590 x H730

Packing : 1 pc/carton
M3 : 0.360

Maximum table top sizes:
□ 600 x 1200

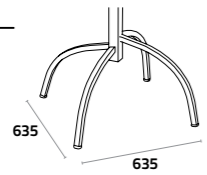


Trinity

W635 x D635 x H740

Packing : 1 pc/carton
M3 : 0.172

Maximum table top sizes:
○ 700



Bacardi



Bacardi slottable



Bacardi-H



Trinity

Frame colour:

Standard Metal Color:

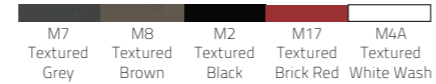
Matt:

M3
Matt Black

Glossy:

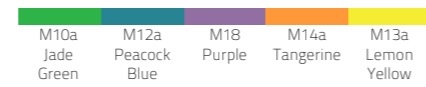


Textured:



Fashion Metal Colour:

Glossy:



Nicky

Nicky dining table

W600 x D600 x H750
Packing : 1set / 2 cartons
M3 : 0.023

W700 x D700 x H750
Packing : 1set / 2 cartons
M3 : 0.030

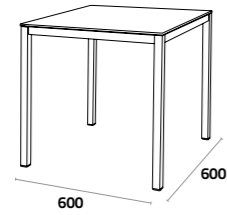
W800 x D800 x H750
Packing : 1set / 2 cartons
M3 : 0.039

W900 x D900 x H750
Packing : 1set / 2 cartons
M3 : 0.049

W1200 x D700 x H750
Packing : 1set / 2 cartons
M3 : 0.054

W1500 x D800 x H750
Packing : 1set / 2 cartons
M3 : 0.077

Maximum table top sizes:
□ 1500 x 800



Frame colour:

Standard Metal Color:

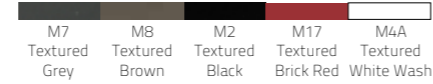
Matt:



Glossy:




Textured:



Fashion Metal Colour:

Glossy:



Nicky

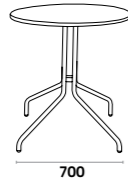


Nico

 An Intelligent Solutions product.

Nico round

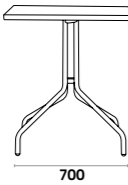
W700 x D700 x H750
Packing : 2 sets / 2 cartons
M3 : 0.595



700

Nico square

W700 x D700 x H750
Packing : 2 sets / 3 cartons
M3 : 0.595



700

Frame colour:

Standard Metal Color:

Matt:

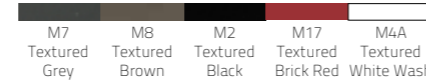


M3
Matt Black

Glossy:

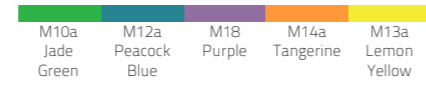


Textured:



Fashion Metal Colour:

Glossy:



Nico round table



Nico square table



Carlyle

Carlyle round table

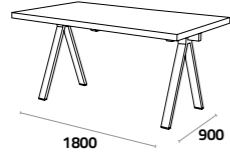
W800 x D800 x H750
 Packing : 1 pc / 2 stacks
 M3 : 0.498



800

Carlyle rectangular table

W1800 x D900 x H750
 Packing : 1 pc / 2 stacks
 M3 : 1.138



1800

900

Frame colour:

Standard Metal Color:

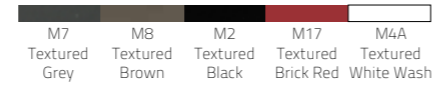
Matt:

M3
 Matt Black

Glossy:

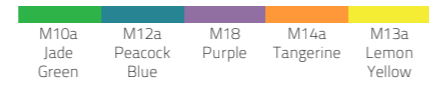


Textured:



Fashion Metal Colour:

Glossy:



Carlyle round table



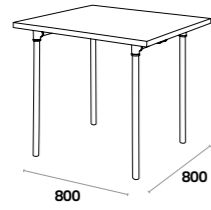
Carlyle rectangular table



Canal

Canal square table

W800 x D800 x H720
Packing : 1 pc / 2 stacks
M3 : 0.470

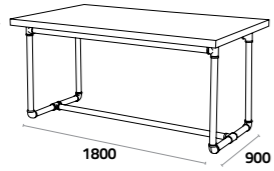


Frame colour:

- Hot
- Galvanized

Canal rectangular table

W1800 x D900 x H720
Packing : 1 pc / 2 stacks
M3 : 1.082



Canal square table



Canal rectangular table



Table Top

Solid Surface
Duratop
Quartz
HPL Laminate
Plywood
Beech Veneer
MDF
Isotop
Inox 2
Solid Marble
Solid Teak
Artwood

Table Top

Solid Surface
Duratop
Quartz
HPL Laminate
Plywood
Beech Veneer
MDF
Isotop
Inox 2
Solid Marble
Solid Teak
Artwood

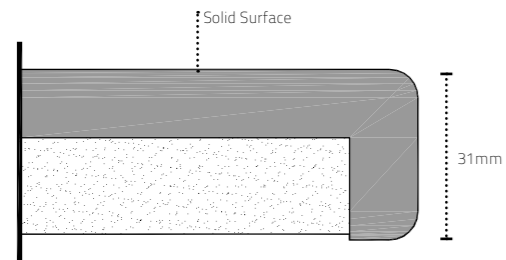
Solid Surface

Solid Surface is an extraordinary versatile acrylic surfacing material with a host of benefits and applications. Apart from its beautiful appearance, it is highly functional.

- Features:
- Product Consistency
 - Seamless Joinery
 - Damp & Stain Resistant
 - Mold & Bacteria Resistant
 - Outstanding Physical Appearance

Solid Surface	Packing	M3 T-30mm
600	1 pcs/ctn	0.0310
700	1 pcs/ctn	0.0420
800	1 pcs/ctn	0.0530
900	1 pcs/ctn	0.0660
1050	1 pcs/ctn	0.0880
1200	1 pcs/ctn	0.1130

Solid Surface	Packing	M3 T-30mm
600 x 500	1 pcs/ctn	0.0267
600 x 1100	1 pcs/ctn	0.0550
600 x 1200	1 pcs/ctn	0.0600
700 x 1100	1 pcs/ctn	0.0630
700 x 1200	1 pcs/ctn	0.0680




*Please refer the available colours for this range at page 155


Duratop


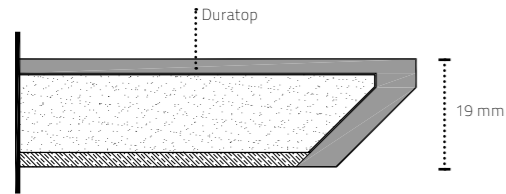
Duratop is the first solid surface top made to be used for the outdoor. Solid Surface is an extraordinary versatile acrylic surfacing material with a host of benefits and applications. Apart from its beautiful appearance, it is highly functional.

Features:

- Non-porous
- Lightweight
- Fire resistant
- Stain and chemical resistant

Duratop		Packing	M3 T-19mm
600		2 pcs/ctn	0.0242
700		2 pcs/ctn	0.0323
800		2 pcs/ctn	0.0416

Duratop		Packing	M3 T-19mm
700 x 1100		2 pcs/ctn	0.0242
800 x 1200		2 pcs/ctn	0.0323



*Please refer the available colours for this range at page 156



Quartz

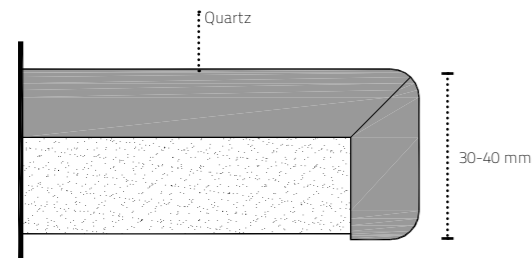
Quartz Surface is a quartz-based engineered stone with a host of benefits and applications. Apart from its beautiful appearance, it is highly functional and has very good scratch resistance. Quartz Surface is made of 93% crushed quartz, one of the nature's hardest minerals, and 7% polymer resins and pigments.

Features:

- Damp & Stain Resistant
- Mold & Bacteria Resistant
- Outstanding Physical Appearance
- Scratch Resistant
- Strength

Quartz	Packing	M3	M3
		T-30mm	T-40mm
600	1 pc/ctn	0.0250	0.0310
700	1 pc/ctn	0.0340	0.0420
800	1 pc/ctn	0.0430	0.0530
900	1 pc/ctn	0.0540	0.0660
1050	1 pc/ctn	0.0730	0.0880
1200	1 pc/ctn	0.0940	0.1130

Quartz	Packing	M3	M3
		T-30mm	T-40mm
600 x 500	1 pc/ctn	0.0210	0.0270
600 x 1100	1 pc/ctn	0.0450	0.0600
600 x 1200	1 pc/ctn	0.0490	0.0520
700 x 1100	1 pc/ctn	0.0630	0.0630
700 x 1200	1 pc/ctn	0.0560	0.0680



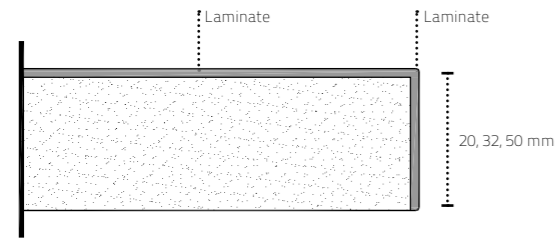
*Please refer the available colours for this range at page 155



HPL Self Laminated Edge

HPL Self Laminated	Packing	M3 T-27mm	M3 T-32mm	M3 T-50mm
600	1 pc/ctn	0.0180	0.0200	0.0290
700	1 pc/ctn	0.0250	0.0270	0.0380
800	1 pc/ctn	0.0320	0.0350	0.0490
900	1 pc/ctn	0.0400	0.0440	0.0620
1050	1 pc/ctn	0.0320	0.0590	0.0830
1200	1 pc/ctn	0.0400	0.0770	0.1080

HPL Self Laminated	Packing	M3 T-27mm	M3 T-32mm	M3 T-50mm
600 x 500	1 pc/ctn	0.0160	0.0170	0.0240
600 x 1100	1 pc/ctn	0.0330	0.0360	0.0510
600 x 1200	1 pc/ctn	0.0360	0.0400	0.0560
700 x 1100	1 pc/ctn	0.0379	0.0415	0.0591
700 x 1200	1 pc/ctn	0.0360	0.0460	0.0640



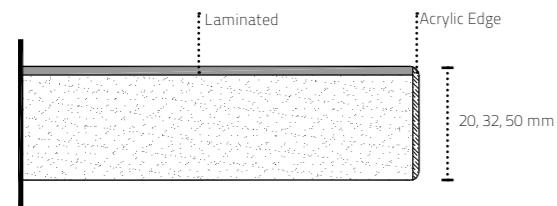
*Please refer the available colours for this range at page 152



HPL Laminated-Acrylic Edge

HPL Laminated-Acrylic Edge	Packing	M3 T-20mm	M3 T-32mm	M3 T-50mm
600	1 pc/ctn	0.0190	0.0210	0.0290
700	1 pc/ctn	0.0250	0.0280	0.0390
800	1 pc/ctn	0.0320	0.0360	0.0500
900	1 pc/ctn	0.0400	0.0440	0.0620
1050	1 pc/ctn	0.0540	0.0600	0.0832
1200	1 pc/ctn	0.0700	0.0770	0.1080

HPL Laminated-Acrylic Edge	Packing	M3 T-20mm	M3 T-32mm	M3 T-50mm
600 x 500	1 pc/ctn	0.0160	0.0180	0.0240
600 x 1100	1 pc/ctn	0.0330	0.0370	0.0510
600 x 1200	1 pc/ctn	0.0360	0.0400	0.0560
700 x 1100	1 pc/ctn	0.0350	0.0380	0.0540
700 x 1200	1 pc/ctn	0.0410	0.0460	0.0650



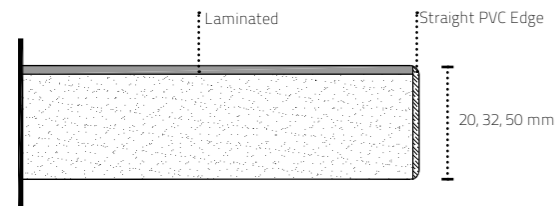
*Please refer the available colours for this range at page 152



HPL Laminated- Straight PVC Edge

HPL Laminated Straight PVC Edge	Packing	M3 T-20mm	M3 T-32mm	M3 T-50mm
600	1 pc/ctn	0.0190	0.0210	0.0290
700	1 pc/ctn	0.0250	0.0280	0.0390
800	1 pc/ctn	0.0320	0.0360	0.0500
900	1 pc/ctn	0.0400	0.0440	0.0620
1050	1 pc/ctn	0.0540	0.0600	0.0832
1200	1 pc/ctn	0.0700	0.0770	0.1080

HPL Laminated Straight PVC Edge	Packing	M3 T-20mm	M3 T-32mm	M3 T-50mm
600 x 500	1 pc/ctn	0.0160	0.0180	0.0240
600 x 1100	1 pc/ctn	0.0330	0.0370	0.0510
600 x 1200	1 pc/ctn	0.0360	0.0400	0.0560
700 x 1100	1 pc/ctn	0.0350	0.0380	0.0540
700 x 1200	1 pc/ctn	0.0410	0.0460	0.0650




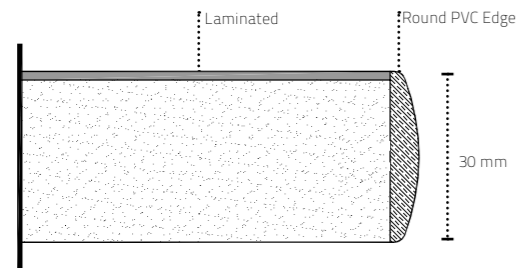
*Please refer the available colours for this range at page 152



HPL Laminated- Round PVC Edge

HPL Laminated Straight PVC Edge	Packing	M3 T-30mm
600	1 pc/ctn	0.0204
700	1 pc/ctn	0.0270
800	1 pc/ctn	0.0350
900	1 pc/ctn	0.0440
1050	1 pc/ctn	0.0590
1200	1 pc/ctn	0.0770

HPL Laminated Straight PVC Edge	Packing	M3 T-30mm
600 x 500	1 pc/ctn	0.0170
600 x 1100	1 pc/ctn	0.0360
600 x 1200	1 pc/ctn	0.0400
700 x 1100	1 pc/ctn	0.0380
700 x 1200	1 pc/ctn	0.0460

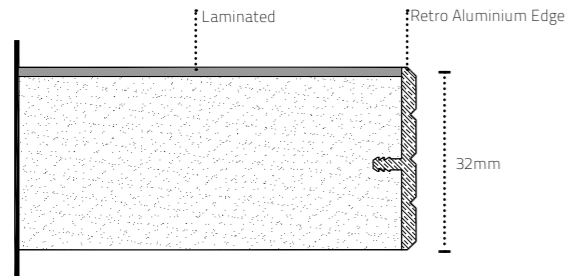


*Please refer the available colours for this range at page 152

HPL Laminated- Retro Aluminium Edge

HPL Laminated Retro Aluminium Edge	Packing	M3 T-32mm
600	1 pc/ctn	0.0200
700	1 pc/ctn	0.0270
800	1 pc/ctn	0.0350
900	1 pc/ctn	0.0440
1050	1 pc/ctn	0.0590
1200	1 pc/ctn	0.0770

HPL Laminated Retro Aluminium Edge	Packing	M3 T-32mm
600 x 500	1 pc/ctn	0.0170
600 x 1100	1 pc/ctn	0.0360
600 x 1200	1 pc/ctn	0.0400
700 x 1100	1 pc/ctn	0.0380
700 x 1200	1 pc/ctn	0.0460



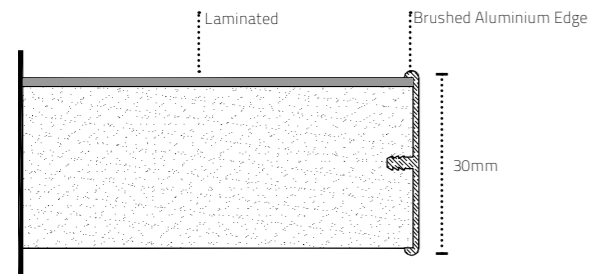
*Please refer the available colours for this range at page 152



HPL Laminated- Brushed Aluminium Edge

HPL Laminated Brushed Aluminium Edge	Packing	M3 T-30mm
600	1 pc/ctn	0.0200
700	1 pc/ctn	0.0270
800	1 pc/ctn	0.0350
900	1 pc/ctn	0.0440
1050	1 pc/ctn	0.0590
1200	1 pc/ctn	0.0770

HPL Laminated Brushed Aluminium Edge	Packing	M3 T-30mm
600 x 500	1 pc/ctn	0.0170
600 x 1100	1 pc/ctn	0.0360
600 x 1200	1 pc/ctn	0.0400
700 x 1100	1 pc/ctn	0.0380
700 x 1200	1 pc/ctn	0.0460



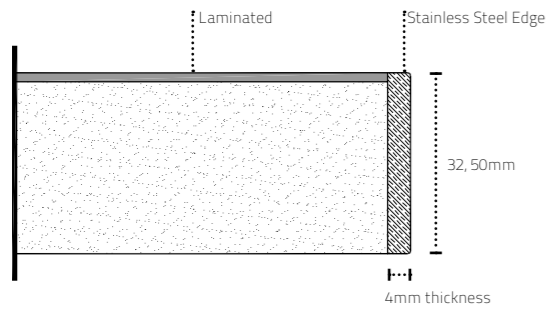
*Please refer the available colours for this range at page 152




HPL Laminated- Stainless Steel Edge

HPL Laminated Stainless Steel Edge	Packing	M3 T-32mm	M3 T-50mm
600	1 pc/ctn	0.0210	0.0290
700	1 pc/ctn	0.0280	0.0390
800	1 pc/ctn	0.0360	0.0500
900	1 pc/ctn	0.0440	0.0620
1050	1 pc/ctn	0.0600	0.0832
1200	1 pc/ctn	0.0770	0.1080

HPL Laminated Stainless Steel Edge	Packing	M3 T-32mm	M3 T-50mm
600 x 500	1 pc/ctn	0.0180	0.0240
600 x 1100	1 pc/ctn	0.0370	0.0510
600 x 1200	1 pc/ctn	0.0400	0.0560
700 x 1100	1 pc/ctn	0.0350	0.0540
700 x 1200	1 pc/ctn	0.0460	0.0650



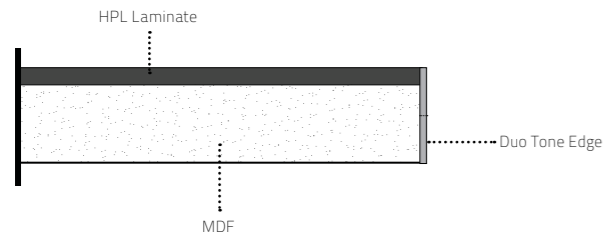
*Please refer the available colours for this range at page 152



HPL Laminate- Duo Tone Edge

Duo Tone	Packing	M3 T-20mm
600	1 pc/ctn	0.0180
700	1 pc/ctn	0.0250
800	1 pc/ctn	0.0320
900	1 pc/ctn	0.0400
1050	1 pc/ctn	0.0320
1200	1 pc/ctn	0.0400


Duo Tone	Packing	M3 T-20mm
600 x 500	1 pc/ctn	0.0160
600 x 1100	1 pc/ctn	0.0330
600 x 1200	1 pc/ctn	0.0360
700 x 1100	1 pc/ctn	0.0379
700 x 1200	1 pc/ctn	0.0360




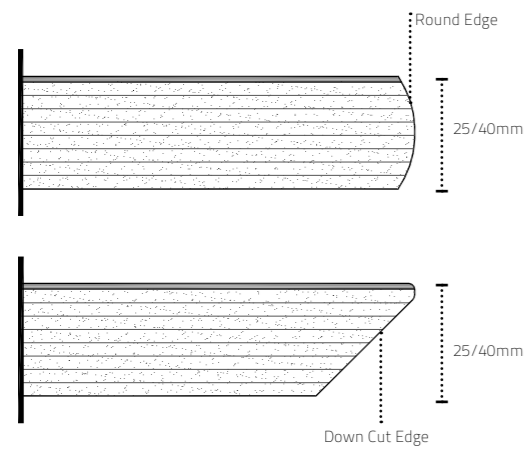
*Please refer the available colours for this range at page 152



Plywood

Plywood		Packing	M3 T-25mm	M3 T-40mm
600		1 pc/ctn	0.0164	0.0200
700		1 pc/ctn	0.0219	0.0270
800		1 pc/ctn	0.0282	0.0350
900		1 pc/ctn	0.0340	0.0440
1050		1 pc/ctn	0.0460	0.0590
1200		1 pc/ctn	0.0620	0.0770

Plywood		Packing	M3 T-25mm	M3 T-40mm
600 x 500		1 pc/ctn	0.0140	0.0170
600 x 1100		1 pc/ctn	0.0292	0.0360
600 x 1200		1 pc/ctn	0.0320	0.0400
700 x 1100		1 pc/ctn	0.0340	0.0399
700 x 1200		1 pc/ctn	0.0370	0.0056

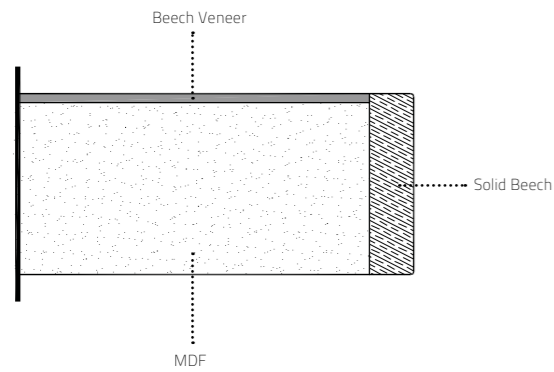


*Please refer the available colours for this range at page 154

Beech Veneer with Solid Beech Edge


Beech Veneer with Solid Beech Edge	Packing	M3 T-38mm	M3 T-50mm
600	1 pc/ctn	0.0180	0.0290
700	1 pc/ctn	0.0241	0.0380
800	1 pc/ctn	0.0314	0.0490
900	1 pc/ctn	0.0400	0.0620
1000	1 pc/ctn	0.0490	0.0830


Beech Veneer with Solid Beech Edge	Packing	M3 T-32mm	M3 T-50mm
600 x 1100	1 pc/ctn	0.0450	0.0590
600 x 1200	1 pc/ctn	0.0490	0.0650
700 x 1100	1 pc/ctn	0.0520	0.0690
700 x 1200	1 pc/ctn	0.0560	0.0750




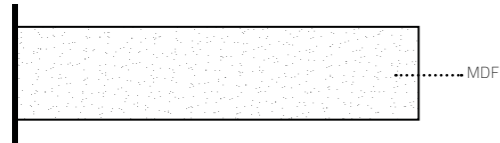
*Please refer the available colours for this range at page 152

MDF

MDF		Packing	M3 T-40mm
600		1 pc/ctn	0.0231
700		1 pc/ctn	0.0311
800		1 pc/ctn	0.0403
900		1 pc/ctn	0.0510

MDF		Packing	M3 T-40mm
1200 x 700		1 pc/ctn	0.0527
1200 x 800		1 pc/ctn	0.0600

MDF		Packing	M3 T-40mm
600		1 pc/ctn	0.0231
700		1 pc/ctn	0.0311
800		1 pc/ctn	0.0403
900		1 pc/ctn	0.0510



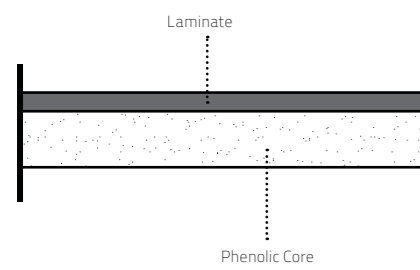
*Please refer the available colours for this range at page 150



Phenolic

Phenolic	Packing	M3 T-12mm
600	1 pc/ctn	0.0131
700	1 pc/ctn	0.0180
800	1 pc/ctn	0.0230
900	1 pc/ctn	0.0283
1050	1 pc/ctn	0.0380
1200	1 pc/ctn	0.0492

Phenolic	Packing	M3 T-12mm
600 x 500	1 pc/ctn	0.0111
600 x 1100	1 pc/ctn	0.0234
600 x 1200	1 pc/ctn	0.0254
700 x 1100	1 pc/ctn	0.0270
700 x 1200	1 pc/ctn	0.0294



Edges Option:

-  Down cut edge
-  Straight cut edge



*Please refer the available colours for this range at page 154





Isotop

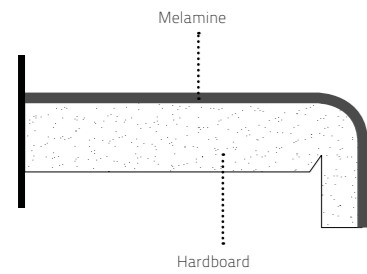
Our Isotop range of furniture is remarkably durable & virtually indestructible, built to enhance the beauty of wood while eliminating its unavoidable weakness. The foundation of each Isotop piece is made out of resilient melamine & premium quality wood, finely chipped, demoisturised & compressed through high temperatures & pressure with a mixture of synthetic resins & agents to form an inseparable whole.

Features:

- Heat & Cigarette Resistant
- Water & Stain Resistant
- Easy Maintenance & Stability
- Scratch & Damp Resistant
- Outstanding Physical Appearance

Isotop		Packing	M3 T-12mm
	600		
	700		
	800		


Isotop		Packing	M3 T-12mm
	700 x 1100		
	800 x 1200		




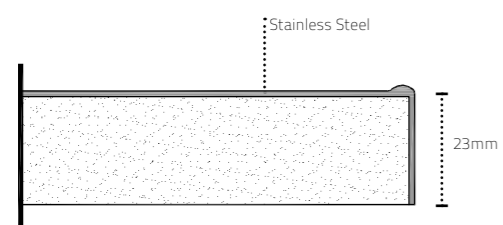
*Please refer the available colours for this range at page 157



Inox-2

Inox-2		Packing	M3 T-20mm
600		1 pc/ctn	0.0198
700		1 pc/ctn	0.0226
800		1 pc/ctn	0.0240
900		2 pcs/ctn	0.0432

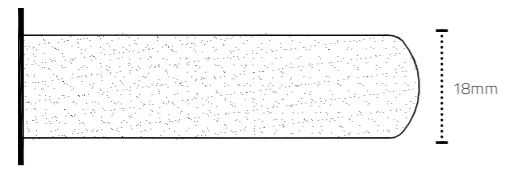
Inox-2		Packing	M3 T-23mm
800 x 1200		1 pc/ctn	0.0600



Solid Marble

Solid Marble		Packing	M3 T-18mm
600	1 pc/ctn		0.0370
700	1 pc/ctn		0.0490
800	1 pc/ctn		0.0620
900	1 pc/ctn		0.0770
1000	1 pc/ctn		0.1049
1200	1 pc/ctn		0.1310
1500	1 pc/ctn		0.1997

Solid Marble		Packing	M3 T-18mm
500 x 600	1 pc/ctn		0.0350
600 x 1200	1 pc/ctn		0.0696
750 x 1200	1 pc/ctn		0.0850
900 x 1500	1 pc/ctn		0.1239
1000 x 2000	1 pc/ctn		0.1797
1000 x 2400	1 pc/ctn		0.2143



*Please refer the available colours for this range at page 156

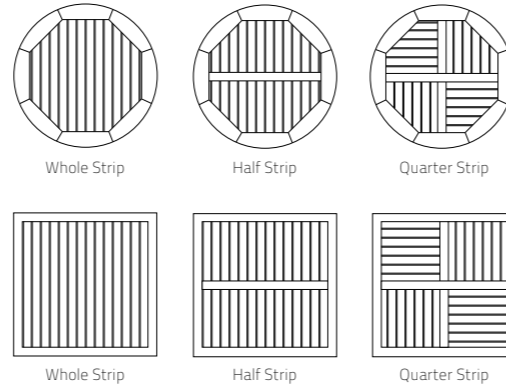


Solid Teak

Solid Teak	Packing	M3 T-17mm	M3 T-30mm
600	1 pc/ctn	0.0084	0.0123
700	1 pc/ctn	0.0114	0.0166
750	1 pc/ctn	0.0130	0.0189
800	1 pc/ctn	0.0148	0.0215
900	1 pc/ctn	0.0186	0.0271
1000	1 pc/ctn	0.0229	0.0333

Solid Teak	Packing	M3 T-17mm	M3 T-30mm
900 x 600	1 pc/ctn	0.0125	n/a
1000 x 600	1 pc/ctn	0.0135	0.0202
1000 x 700	1 pc/ctn	0.0161	n/a
1000 x 800	1 pc/ctn	0.0184	0.0297
1200 x 350	1 pc/ctn	0.0099	0.0152
1200 x 450	1 pc/ctn	0.0126	0.0200
1200 x 600	1 pc/ctn	0.0166	0.0264
1200 x 700	1 pc/ctn	0.0193	0.0307
1200 x 750	1 pc/ctn	0.0206	0.0328
1200 x 800	1 pc/ctn	0.0220	0.0350
1500 x 900	1 pc/ctn	0.0307	0.0489
1500 x 1000	1 pc/ctn	0.0341	0.0542
1800 x 1000	1 pc/ctn	0.0408	0.0649
2000 x 1000	1 pc/ctn	0.0453	0.0721

Top Teak Design





Artwood


We all love the look and feel of wood, but no one is keen to cut down more trees. That's why KIAN is launching a artwood material that will give you the warmth of the wood, but without cutting down any trees. KIAN's artwood is mainly composed of polystyrene and it is recyclable.

Advantages of Artwood:

- 100% wood-free
- Minimum maintenance
- Weather & Water Resistant
- Smell-free and Crack-free
- Rot-free and recyclable

Artwood		Packing	M3 T-30mm
600		1 pc/ctn	0.0231
700		1 pc/ctn	0.0311
800		1 pc/ctn	0.0403
900		1 pc/ctn	0.0510

Artwood		Packing	M3 T-30mm
1200 x 700		1 pc/ctn	0.0527
1200 x 800		1 pc/ctn	0.0600

Artwood with stainless steel edge		Packing	M3 T-30mm
600		1 pc/ctn	0.0231
700		1 pc/ctn	0.0311
800		1 pc/ctn	0.0403
900		1 pc/ctn	0.0510



*Please refer the available colours for this range at page 152



Directory

COLOUR SWATCHES

METAL Standard Colours

Standard Colours

Indoor:

Matt:



M3
Matt Black



M15A
Antique Brass


Galvanised:



M6
Brushed Galvanised

Outdoor:

Glossy:




M4
White



M9
Silver



M5
Red



M1
Black



Hot Galvanised

COLOUR SWATCHES

METAL Fashion Colours

Textured:



M7
Textured Grey



M8
Textured Brown



M2
Textured Black



M17
Textured Brick Red

Outdoor:

Glossy:



M10A
Jade Green



M12A
Peacock Blue



M18
Purple



M14A
Tangerine



M13A
Lemon Yellow

COLOUR SWATCHES

ARTWOOD

Features



Damp Resistant



UV Resistant



Environmentally Friendly



Natural




Grey


WILSONART

* Only applicable on all HPL laminated top

Plain Colour



D354-60
Designer White



1595-60
Black



D91-60
Slate Grey



D471-60
Rio Red



0520-60
Beaver

Wood Grain Colour



10744-60
Precious Beech



4117-60
Virginia Walnut



W711-60
Natural Zebrano



S106-60
Coimbra Ash



4110-60
Thai Teak

COLOUR SWATCHES

3D ACRYLIC EDGE

* Only applicable on HPL laminated acrylic top



Wood layer

STRAIGHT PVC EDGE

* Only applicable on HPL laminated straight PVC edge



Maple



Beech



Cherry



Walnut



Wenge



Black



White



Grey Layer




Metallic

ROUND PVC EDGE

* Only applicable on HPL laminated top with round PVC edge



Black



Chocolate



Silver

COLOUR SWATCHES

LAMINATE COLOURS

** Only applicable on Phenolic top*



4118-W
Elegant Walnut




4110-W
Thai Teak



D22-M
Supreme Black



D90-M
North Sea



D354-M
Designer White

VENEER COLOURS

** Only applicable on Plywood top*



Beech



Maple



Oak



Walnut

COLOUR SWATCHES

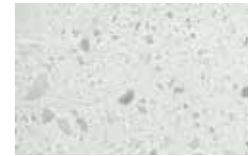
QUARTZ



LSY019
Blanc



LSY023
Oyster




LSY001
Icycle



LSY025
Cosmic Black

SOLID SURFACE



GB101
White



GB438
Antarctica



GB202
Sandstone



GB434
Pebble Black

COLOUR SWATCHES

SOLID MARBLE



White



Black Granite



Drama White



Green Marfil



Brecha Maron

DURATOP



DS-02
Classic White



DS-34
Celeste White



DS-33
Trevino




DS-37
Cappuccino

COLOUR SWATCHES


ISOTOP
Duet Premium



Cosmo



Earth



Orbit

Mono Premium



Jade




Bombay



Teak



Beech



Alaska



Travertin



Congo



Granite



Walnut




Dark Walnut

COLOUR SWATCHES

ISOTOP
Regular



Jupiter



Rain Cloud



Starwars

Mono Regular



Butcher Block




Onyx



Marble Light



White



Rocky